



Ministry of Infrastructure and the
Environment

Green Growth Policy In the Netherlands

An ambition,
an umbrella,
a quest

Mark Overman

15 October 2015



Green Growth as a priority of NL government

- Joint responsibility Economic Affairs and Infrastructure and the Environment and other ministries
- Start: letter to parliament March 2013
- Separate policy actions in the 'domains'
- Cross sector ambition in the 'pillars'
- Measuring progress through the sustainability monitor
- Stocktaking letter to parliament June 2015
- Definition used: the government wants to make the Netherlands more competitive and at the same time reduce the burden on the environment and our reliance on fossil fuels





Green growth: 8 domains, 4-5 pillars

- a sustainable, affordable and reliable energy supply
 - Biobased Economy
 - ambitious climate policy
 - Circular Economy: from waste to resource
 - energy efficient built environm.
 - agricultural and food supply
 - Sustainable transport
 - Sustainable use of water
- Smart use of market incentives
 - An incentivising framework that promotes dynamism
 - Innovation
 - The government as a network partner
 - 5. (NEW) International trade and aid





What does this mean in practice?

- The policy action is (mostly) not in the umbrella (green growth) but in the domains (waste policy, energy agreement)
- Some actions are cross-domain:
 - green deals is an instrument applied across many policy areas (explained later)
 - Reporting progress on the actions has been done in June 2015
 - Reporting progress in outcome is in the Sustainability Monitor (explained later)
 - A government agency (rvo) functions as a point of call for legislation which hinders green growth: actions taken when appropriate (*Ruimte in Regels voor groene groei*)
 - A network for the interface of policy and science has been set up (pilot phase) (a national GGKP)



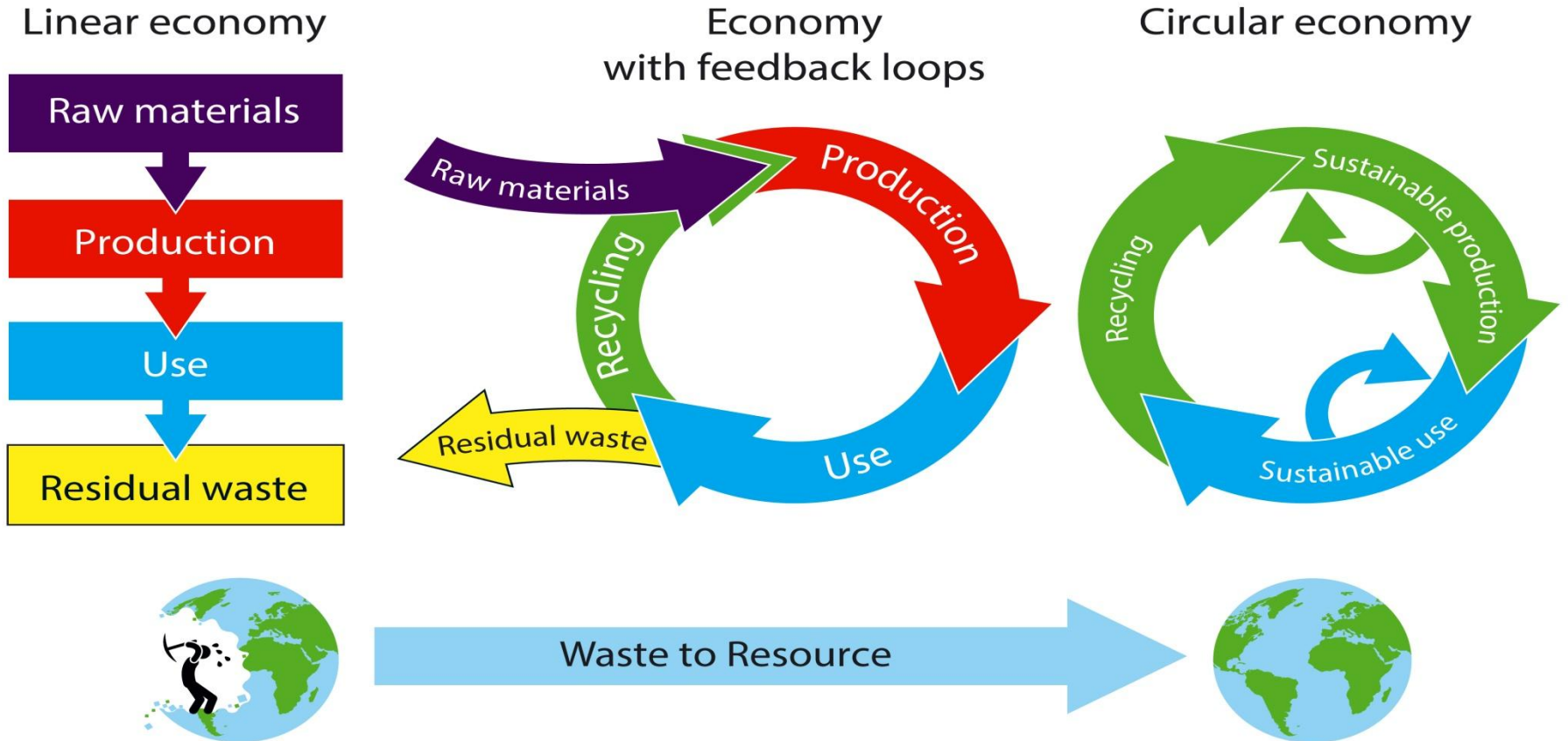
Green Deals approach: focus on society

- Boosting sustainable innovative initiatives within society (market, science, public domain)
- Demonstrating within 3-5 years:
 - Technical feasibility, Profitability
 - Organisational feasibility, Juridical feasibility
- Scaling up: creating sustainable growth, new evidence based environmental performance standards
- **178 green deals so far, over 1090 partners involved.**
- Voluntary and innovative approach: not all plans prove feasible
- After first generation, now second generation with more potential for scaling up.
- Examples: Clean beaches, water purification, ash reuse, concrete industry, productive landscape etc. etc.





Example domain: Transition to a circular economy





Current resource use in the EU

Input: 16
ton/capita

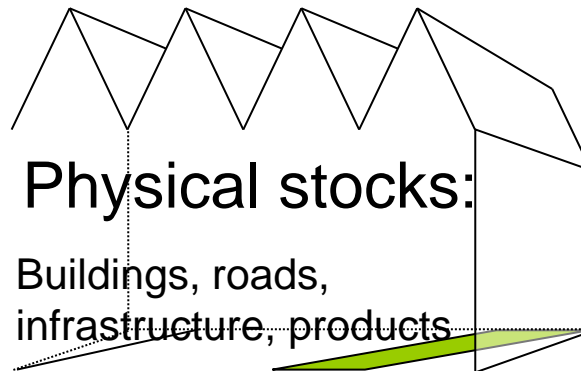


Addition to
stocks **10** t/c



Output: 6
ton/capita

- fossil fuels 4 ton,
- construction minerals 6.5 ton
- metals 1.5 ton
- biomass 4 ton

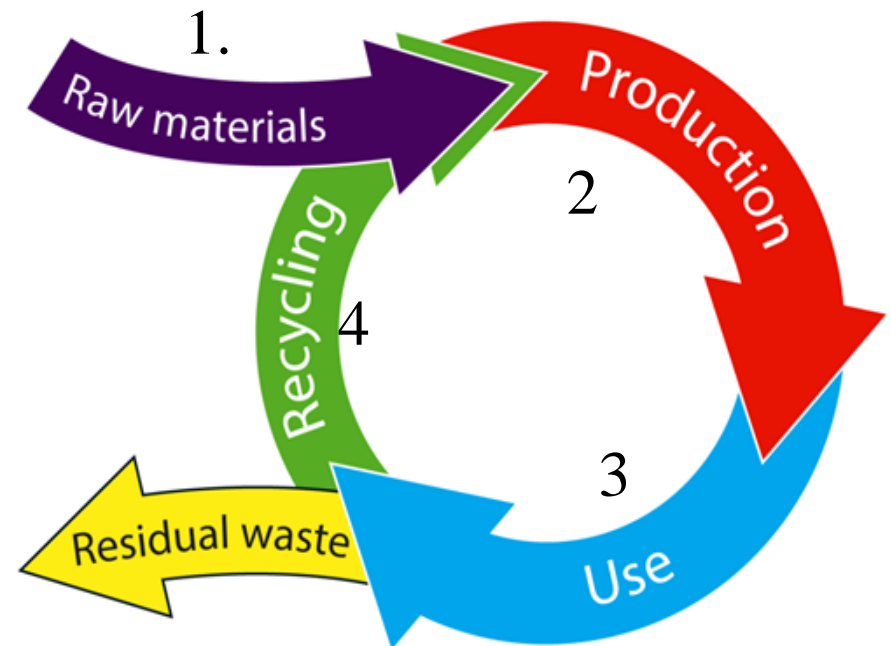


- carbon: 3 ton
(=10 ton CO₂)
- other waste: 3 ton



Circular economy: four key components

- 1) Conservation of natural capital and sustainable sourcing of raw materials
- 2) More sustainable products on the market
- 3) Sustainable consumption
- 4) Re-use, remanufacturing, recycling, etc.





4 key actions.

1. Green deals : phosphate value chain, plastic value chain, textiles, wood,

2. Reducing legal barriers

3. Vision and program for household waste

4. Circular economy accelerator





Vision for the Netherlands in 20 years

No difference between
virgin and recycled

Innovative
recyclingmarket

Strong EU position



Design based on
lifecycle chain

No market for useless
stuff

From products to
services

2nd hand and
reparations market

No waste!



Plans for the next 1½ years for green growth

- Engaging more strongly in a dialogue with partners: other government levels, ngos, companies, knowledge partners
- Aim: setting new targets where appropriate and feasible (possibly a link with the SDGs debate)
- Aim: improving policy and working as a facilitator
- Continued action in the domains





Looking back

- Individual ministries focus on their own policy are within green growth (climate, housing etc), less for green growth as a whole.
- Many actions have been carried out
- Speed of progress varies
- No major tax reform so far
- Green growth has inspired businesses: de groene zaak, het groene brein, the Dutch Sustainable Growth Coalition, True Price





Measuring green growth

- Netherlands statistical office (Statistics Netherlands (CBS)) takes stock regularly of the progress on OECD Green Growth indicators
- We formulated some headline indicators for national policy
- Integrated in broader monitor: Monitor Duurzaam Nederland, which we hope to use for SDGs as well.
- Facilitating alignment of statistics at company,
- Product and national level
- A Website brings the measurements together
 - Websites in Dutch only:

www.monitorduurzaamnederland.nl

www.metenvanduurzaamheid.nl

